



Assembly Instructions for Manual Adapter for Automix Syringe

EN


- 1.**
Keep a rib of Detachable Manual Adapter aligned with a notch of the Dual Barrels Syringe




- 2.**
Put the Detachable Manual Adapter into Dual Barrels Syringe



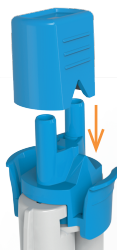
- 3.**
Take out the Cap from the Detachable Manual Adapter




- 4.**
The Detachable Manual Adapter is ready for use



- 5.**
Put the Cap back onto the Detachable Manual Adapter



- 6.**
Press both flanks of Detachable Manual Adapter and then detach it from the Dual Barrel Syringe



B.J.M. Laboratories Ltd.
12 Hassadna St., Industrial Park
Or-Yehuda 6022011, ISRAEL
Fax. 972-3-7353020
www.bjmlabs.com



Diadent, 13 Rue Jean Lollive, Z.I. La Fosse
A La Barbriere, AULNAY 93600, FRANCE
Tel. 331-48012710, Fax. 331-42465230

BJM LAB